

Accessing Your My LLU Health Account



LOMA LINDA
UNIVERSITY
HEALTH

What is My LLU Health?

My LLU Health offers patients personalized and secure online access to portions of their medical records. It enables you to securely use the internet to help manage and receive information about your health.

Creating Your My LLU Health Account

1 Acquire an Activation Code

You will need a secure activation code to create your username and password for your My LLU Health account. You can obtain this code by calling 877-558-0090 or you will see it on your after visit summary at the conclusion of an appointment with your provider. You need access to a computer connected to the internet and an up-to-date browser.

2 Go to MyLLUHealth.org

3 Sign Up

Click the blue "Sign Up Now" button on the opening screen.

4 Enter Your Activation Code

Enter your activation code as it appears on your after visit summary. Your code is not case sensitive and you will not need to use this code after you complete the sign up process.

5 Enter Important Details

Enter your zip code and date of birth in the format shown, using four digits for the year, then click the NEXT button.

6 Username and Password

Create a secure My LLU Health username and password, along with a challenge question and answer to help you recover your password if you forget it in the future.

7 Receiving Notifications

Enter your email address to receive notifications whenever new information is available in your My LLU Health account; then click the NEXT button.

8 Terms and Conditions

Accept the terms and conditions to enter your account.



**Using your new username and password,
login to MyLLUHealth.org.**

Be sure to check out our FAQ page at MyLLUHealth.org for more information about your My LLU Health account.

My LLU Health Goes Mobile


My LLU Health users can securely access their health information with MyChart, a free mobile app developed by Epic Systems Corporation for Apple and Android devices. This mobile app provides you access to a portable version of My LLU Health that contains features that are also available in the full web-based version of My LLU Health, including secure messaging with your doctor's office, appointment requests, access to lab results and prescription refill requests.

Downloading the Free MyChart App

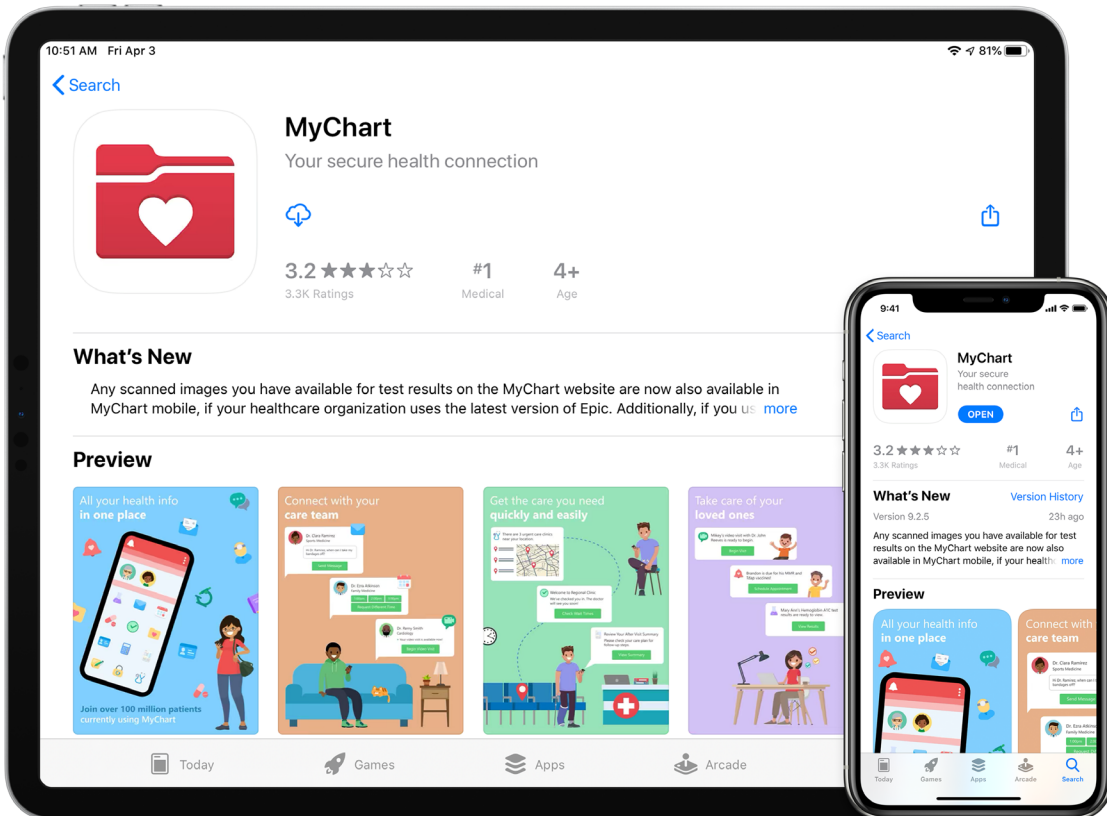
- 1 Open up the Apple App Store on your Apple device or the Google Play Store on your Android device.



- 2 Search for "MyChart" and select the MyChart app published by Epic.

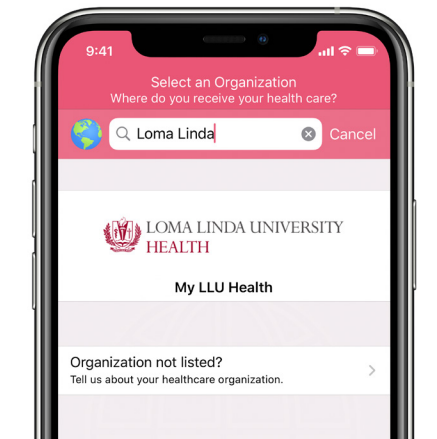


- 3 Install the application on your device.



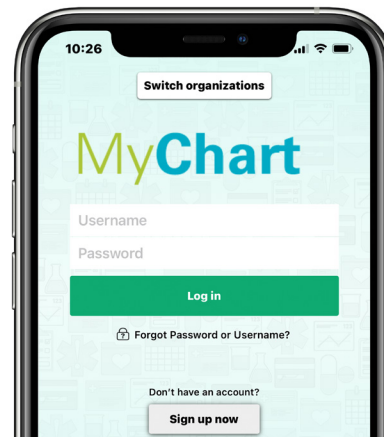
Logging into My LLU Health Through the MyChart App

- 1 Open the MyChart app on your device.
- 2 Accept the end-user license agreement (only appears when you first launch the app).



- 3 When prompted, search for "Loma Linda" and select My LLU Health.
- 4 Tap the My LLU Health logo to reach the login screen.

- 5 Enter your My LLU Health username and password and login to enjoy the mobile app experience!



LOMA LINDA UNIVERSITY
HEALTH CARE

MANY STRENGTHS. ONE MISSION.

A Seventh-day Adventist Organization | LLUH.ORG